

AOI AP State CON 2026

44th State conference of Otolaryngologists of Andhra Pradesh
Hosted by- Association of Otolaryngologists of Kurnool District branch

Theme: Strengthening the Basics

Venue: Kurnool Medical College & Hotel K Fortune
Kurnool

Hands on Endoscopic sinus surgery on sheep head

Date 11-09-26, Time - 9 am to 1pm

Venue – Anatomy Dissection Hall, Kurnool Medical College, Kurnool AP

Total number of participants 16 only

Work stations - 4

Each candidate will be given - one hour to dissect on one side

Will have lecture / demonstration as to how to perform dissection on line /offline

Participant fee - 3000

Observer - 500

Workshop Overview

This workshop offers a realistic simulation of **Functional Endoscopic Sinus Surgery (FESS)** using sheep head models, which closely replicate human sinonasal anatomy for training purposes.

Key Learning Points

- Orientation to **endoscopic nasal anatomy**
- Instrument handling and **two-handed endoscopic technique**
- Steps of **uncinectomy, middle meatal antrostomy, and ethmoidectomy**
- Identification of important landmarks
- Improving **depth perception and endoscopic coordination**

Animal models such as sheep heads provide an effective and economical way to train surgeons in endoscopic sinus surgery techniques.



BANK DETAILS

Name : Association of Otolaryngologists of Kurnool District branch
A/C No : 032011010000108
IFSC code : UBIN0803201
Bank & Branch : Union Bank, Main Branch, Kurnool

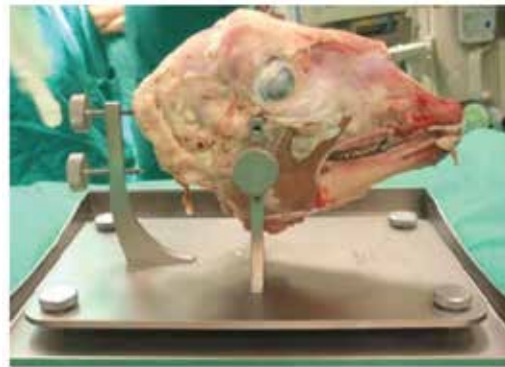
**SCAN
TO PAY**



for registration contact by
email or WhatsApp only
Dr Manideep

 pop.deepu@gmail.com
 +91 99666 20090

Please confirm slot availability
before making the payment



Endoscopic Adenoidectomy & Turbinectomy



Middle Meatal Antrostomy



Exposure of the Brain by Creating defect in the skull base.



Endoscopic repair of skull base



Endoscopic repair of skull base

